

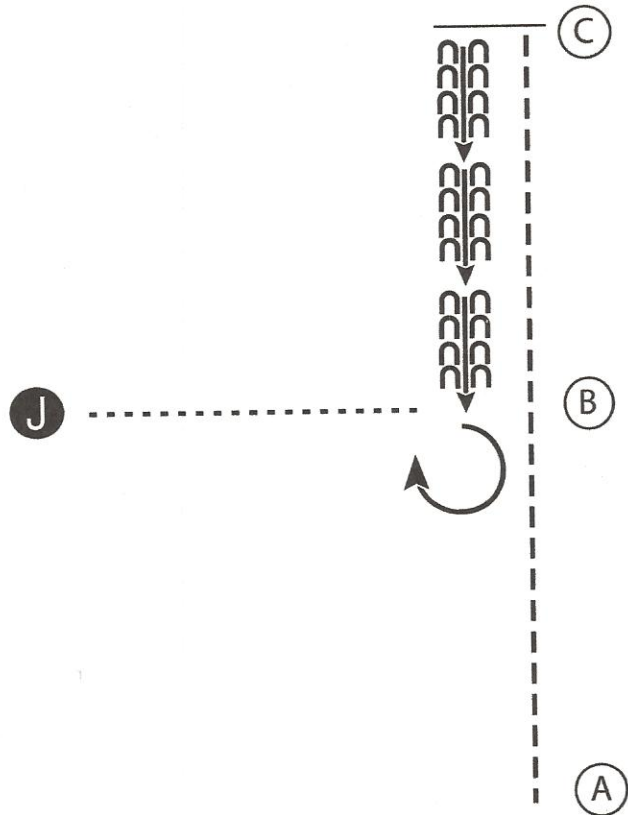
Southwest Specialties Saddle Series - May

Showmanship (ALL WALK JOG & NOV. YOUTH)

Show Date: May 5, 2012

www.HorseShowPatterns.com

www.HorseShowPatterns.com



1. Trot from A to C.
2. Stop at C.
3. Back to B.
4. Perform a 270 degree turn.
5. Walk to the judge and set up for inspection.
6. When dismissed walk to line-up.

Walk - - - - -

Trot - - - - -

Back ← ← ←
 ↖ ↗ ↘

Marker (B)

Judge (J)

[SI_3]

Pattern Provided by:
Southwest Specialties

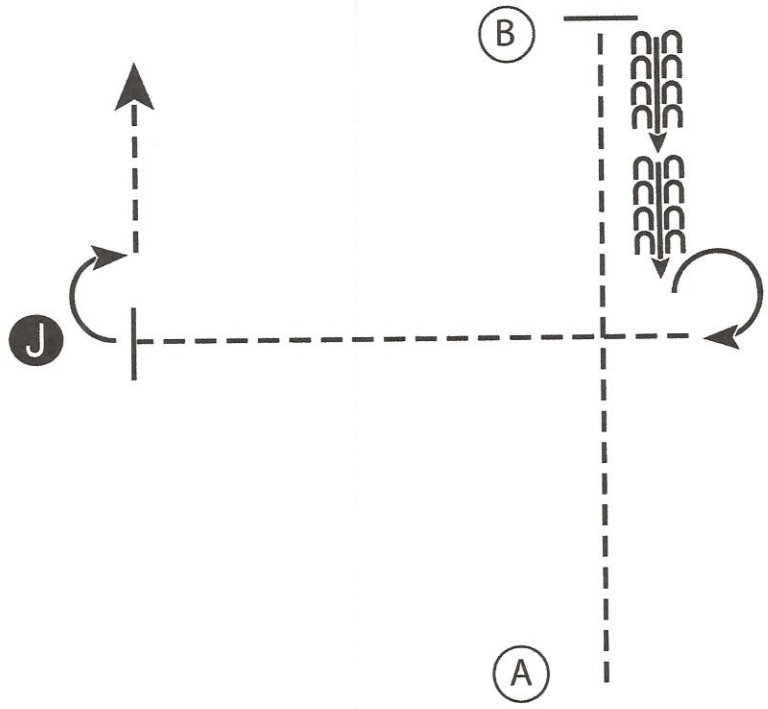
Southwest Specialties Saddle Series - May

SHOWMANSHIP (13 & UNDER, 14-18, 19 & OVER)

Show Date: May 5, 2012

www.HorseShowPatterns.com

www.HorseShowPatterns.com



1. Trot A to B
2. Stop at B and back halfway to A
3. Stop and perform a 270 degree turn
4. Trot to judge and set up for inspection
5. When dismissed perform a 90 degree turn and trot away from judge

Walk - - - - -

Trot - - - - -

Back ← CCCC

Marker (B)

Judge (J)

[SII_3]

Pattern Provided by:
Southwest Specialties

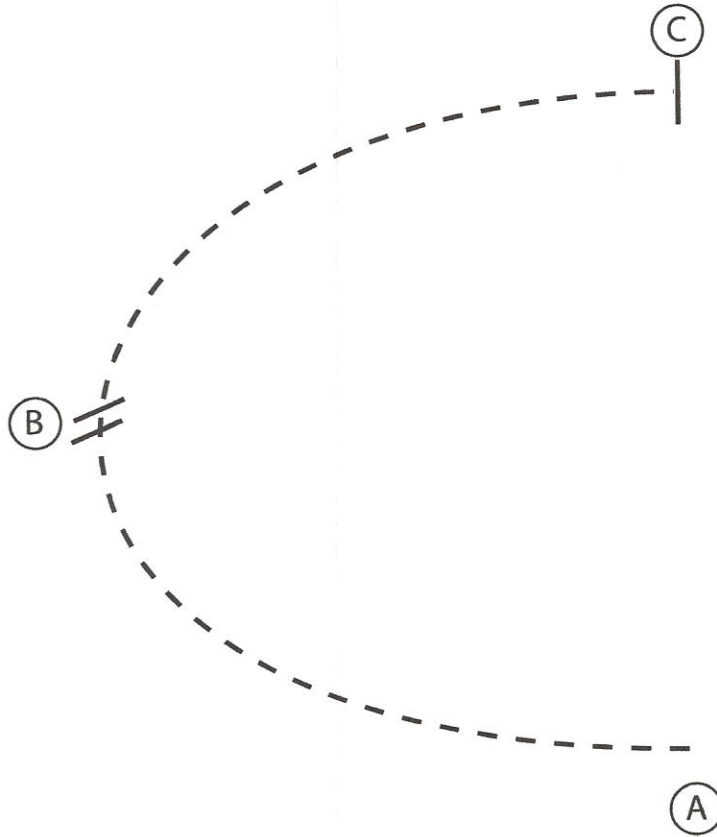
Southwest Specialties Saddle Series - May

Hunt Seat Equitation (ALL WALK - JOG & NOV. YOUTH)

Show Date: May 5, 2012

www.HorseShowPatterns.com

www.HorseShowPatterns.com



1. Posting trot A to B on the right diagonal
2. At B change diagonals and continue to C
3. Stop at C

Walk
Trot	-----
Extended Trot	-----
Canter	—————
Leg Yield	
Lead Change	⧘
Back	←←←←←
Marker	Ⓚ
Sidepass	←---←

[HSE WT_9]

Pattern Provided by:
Southwest Specialties

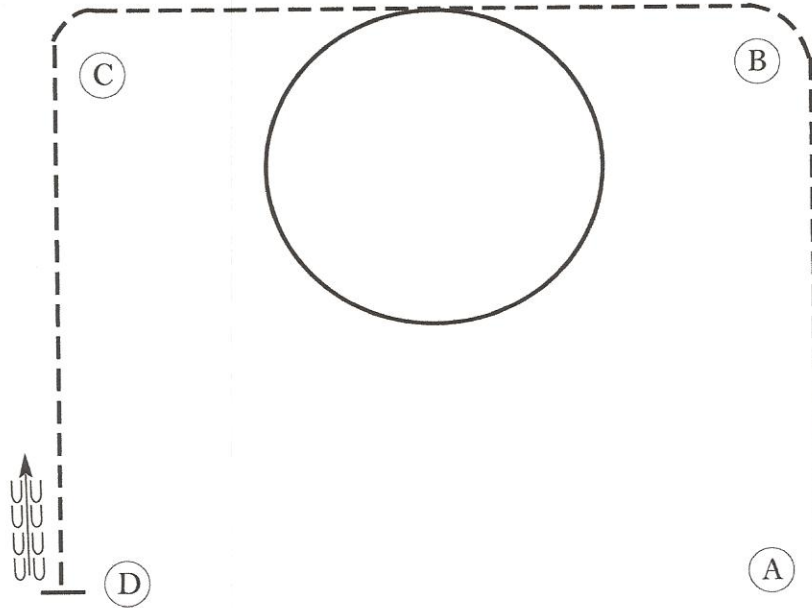
Southwest Specialties Saddle Series - May

Hunt Seat Equitation (13 & UNDER / 14-18 / 19 & OVER)

Show Date: May 5, 2012

www.HorseShowPatterns.com

www.HorseShowPatterns.com



Be ready at A.

1. Walk two horse lengths from A.
2. Sitting trot to B.
3. Posting trot on the right diagonal from B halfway to C.
4. Halfway to C, canter a circle to the left.
5. Close the circle and trot on the right diagonal to C.
6. Change diagonals and trot on the left diagonal to D.
7. Halt at D and back approximately one horse length.

Follow the instructions of your ring steward.

Walk	-----
Trot	- - - - -
Extended Trot	-----
Canter	-----
Leg Yield	
Lead Change	↙ ↘
Back	←←←←←
Marker	(B)
Sidepass	←←←←←
Hand Gallop	-----

[HSEII_62]

Pattern Provided by:

Southwest Specialties

Southwest Specialties Saddle Series - May

Western Horsemanship (ALL WALK - JOG & NOV. YOUTH)

Show Date: May 5, 2012

www.HorseShowPatterns.com

www.HorseShowPatterns.com

Be ready at A.

1. Jog from A to B.
2. Extend the jog in a circle to the left.
3. Stop at B.
4. Back one horse length at B.
5. Jog to C.
6. Stop at C.

Follow the instructions of your ring steward.

Walk	-----
Jog	-----
Extended Jog	-----
Lope	—————
Leg Yield	
Lead Change	/ \
Back	← ←←←
Marker	(B)
Sidepass	←-----→

[WH WT_18]

Pattern Provided by:
Southwest Specialties

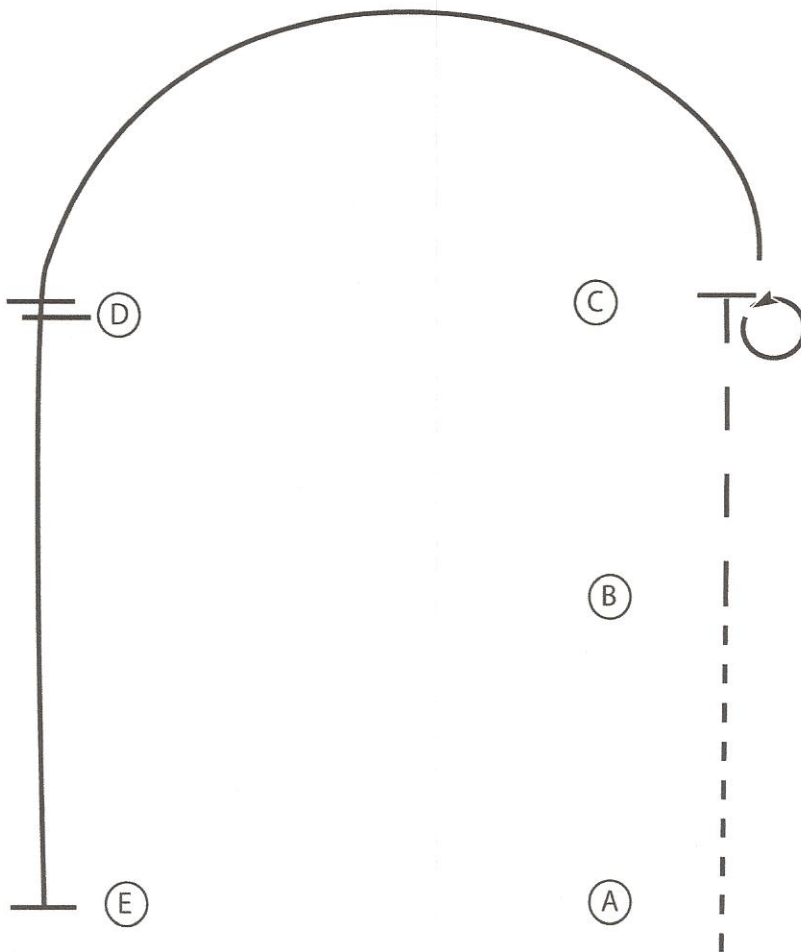
Southwest Specialties Saddle Series - May

Western Horsemanship (13 & UNDER / 14-18 / 19 & OVER)

Show Date: May 5, 2012

W W W . H O R S E S H O W P A T T E R N S . C O M

W W W . H O R S E S H O W P A T T E R N S . C O M



1. Jog A to B
2. At B extend the jog to C
3. At C stop and perform a 360 turn to the left on the hindquarters
4. Lope on the left lead in a half circle around C and D
5. At D perform a lead change and continue to E
6. Stop at E

Walk
Jog	-----
Extended Jog	-----
Lope	—————
Leg Yield	
Lead Change	↙ ↘
Back	← ← ← ← ← ← ← ← ← ←
Marker	(B)
Sidepass	← - - - - - ←

[WH11_12]

Pattern Provided by:
Southwest Specialties